

## Activity Three: Lights, Camera, Action ...

### Instructions

Using the information collected about yourself in Activity Two, imagine that you are going to make a film of your life. The film will start now and will cover the next ten years. (It is not necessary to focus on every detail. Be selective but include important decisions about life directions).



Use the blank 'storyboard' below to construct an outline for your film. Decide who should act in it (you can play yourself or nominate someone else). Feel free to add extra material to the 'Credits' or more frames, but try to make it as realistic and achievable as possible.

You can work on your own or with a group who have similar interests to you.

It is not necessary to make each frame a work of art. The notes attached to it will, in many ways, be more important. (The first one has been done as an example).

**\*\*If time permits, you could script and film the results of your storyboard for the class.**

TITLE: \_\_\_\_\_

TIMING: **Now to 10 years time**

STARRING (YOU): \_\_\_\_\_

CO-STARRING: \_\_\_\_\_

SUPPORTING CAST: \_\_\_\_\_

\_\_\_\_\_

\_\_\_\_\_

\_\_\_\_\_

\_\_\_\_\_

\_\_\_\_\_

\_\_\_\_\_

\_\_\_\_\_

STUNT PERSON: \_\_\_\_\_

SOUND EFFECTS: \_\_\_\_\_

DIRECTOR (YOU): \_\_\_\_\_

ASSISTANT DIRECTOR: \_\_\_\_\_

ASSISTANT DIRECTOR: \_\_\_\_\_

MUSIC: \_\_\_\_\_

LOCATION/S: \_\_\_\_\_


COSTUMES: \_\_\_\_\_

ANIMAL TRAINER: \_\_\_\_\_

TRANSPORT: (THANKS TO) \_\_\_\_\_

FILM/ANIMATION \_\_\_\_\_

Use the frames given here to create a 'storyboard' of your life for the DVD you will make of the next 10 years. Sketch the scene and add notes to show setting, cast, music costumes and any other details for that frame.




*Student runs in bouncing a basketball. Parent asks what he/she has for homework.*

*Camera pans in on student's face – looks cross/worried/bored/excited*

*Lighting changes as dog runs in and student decides to take him for walk.*

*Music – triumphant?  
– sombre?*



---


---

---

---

---

---



---


---

---

---

---

---



---


---

---

---

---

---



---


---

---

---

---

---



---

---

---

---

---

---

Make sure that something from the tenth year is inserted in Box 12 and that the gaps between each scene are not too great. Changes in location will often be accompanied by music, costume and cast. YOU will always be there, however.

**7**

---

---

---

---

---

---

**10**

---

---

---

---

---

---

**8**

---

---

---

---

---

---

**11**

---

---

---

---

---

---

**9**

---

---

---

---

---

---

**12**

---

---

---

---

---

---